

BOL-G2 SERIES Outdoor Lighting

BOL-G2-103D-MCTP-BR
BOL-G2-103D-MCTP-BK
MODULAR BOLLARD SYSTEM G2

MCTP Multi Color Temperature & Multi Power/Wattage (Selectable)

Customer Name: _____

Project Name: _____

Note: _____

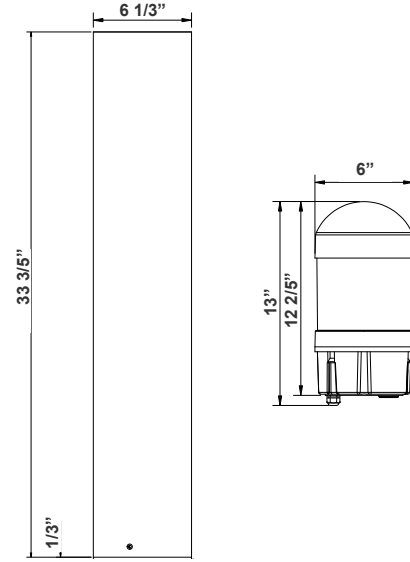
Type: _____



Avail Finish:



Bollards are designed for walkways, entrance ways, drives and other small-area lighting applications where low mounting heights are desirable



33 3/5"(H) x 6"(W) x 6 1/3"(D)

Features

- Corrosion Resistant Aluminum for Exterior
- Samsung 2835 LED Chips
- Wattage & CCT Selectable Switches inside fixture
- 7-Year Warranty

Technical Specifications

Electrical:

- Voltage: 120-277VAC
- Wattage: 14W/19W/24W
- Power Factor: >0.9
- Efficacy: 125 LPW

Lighting:

- Wattage & CCT Selectable Switches inside fixture
- Lumens: 3000LM Max.
- Color Temperatures: 3000K/4000K/5000K
- Color Rendering Index: CRI ≥ 70
- Beam Angle : 360°
- Lifespan: 70000 Hours

Mechanical:

- Flat Top with Cone Reflector & Frosted Lens
- Corrosion Resistant Aluminum for Exterior
- Mounting Accessories & Anchor Bolts Included (7-1/2" long)
- Operating Temperature: -40°F to 113°F
- 7 Years Warranty
- IP Rating: IP65, Wet Locations

Applications:

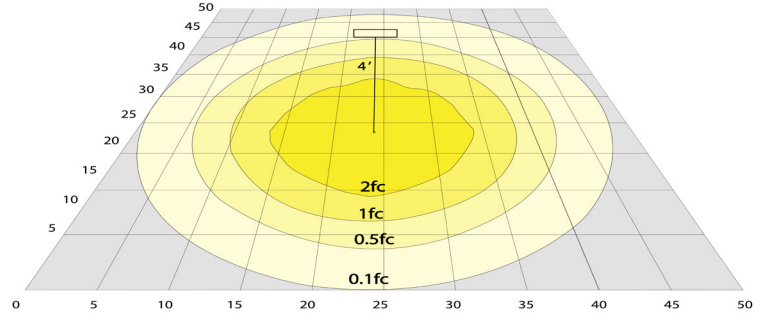
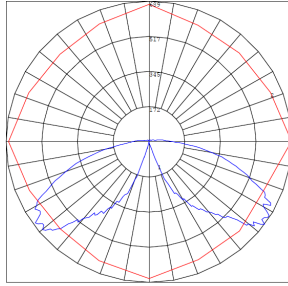
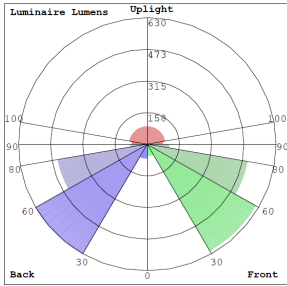
- Bollards are designed for walkways, entrance ways, drives and other small-area lighting applications where low mounting heights are desirable

Other Models:

- 24W | 3000LM | BOL-G2-107F-MCTP-BK • 24W | 3000LM | BOL-G2-103F-MCTP-BK • 24W | 3000LM | BOL-G2-107D-MCTP-BK
- 24W | 3000LM | BOL-G2-107F-MCTP-BR • 24W | 3000LM | BOL-G2-103F-MCTP-BR • 24W | 3000LM | BOL-G2-107D-MCTP-BR



Photometrics: BOL-G2-103D-MCTP



BUD Rating: B1-U3-G2

Area 75'x 65' Mounting Height: 9'

Other Views:



Head

BOL-G2-103D-MCTP-BK
G2 BOLLARD HEAD MODEL 103D

+



Shaft

Avail.in:9" / 14" & 19" / 31"
(Sold Separately)

BOL-G2-SHAFT-9-BK
BOL-G2-SHAFT-14-BK
BOL-G2-SHAFT-19-BK
BOL-G2-SHAFT-31-BK

+



Anchor Bolts
& Mounting Plate
(Sold Separately)

BOL-G2-ABK-R

=



Head

BOL-G2-103D-MCTP-BR
G2 BOLLARD HEAD MODEL 103F

+



Shaft

Avail.in:9" / 14" & 19" / 31"
(Sold Separately)

BOL-G2-SHAFT-9-BR
BOL-G2-SHAFT-14-BR
BOL-G2-SHAFT-19-BR
BOL-G2-SHAFT-31-BR

+



Anchor Bolts
& Mounting Plate
(Sold Separately)

BOL-G2-ABK-R

=



Performance Table: BOL-G2-103D-MCTP

MODEL NO.	Wattage	Voltage	Lumens	Color Temp.	BUG Rating	LPW
BOL-G2-103D-MCTP	14W	120~277V	1750LM	3000K 4000K 5000K	B1-U3-G2	125
	19W		2375LM			
	24W		3000LM			



Accessories:

Blank = No Option For Accessories

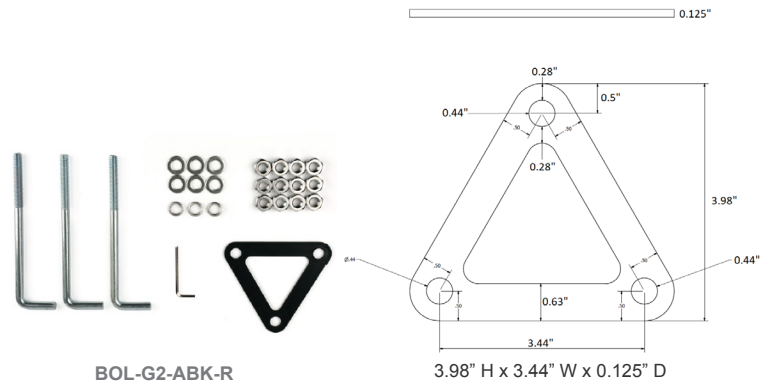
BOL-G2-SHAFT-31-BK = G2 Bollard Shaft 31 Inch, Black
BOL-G2-SHAFT-31-BR = G2 Bollard Shaft 31 Inch, Bronze
BOL-G2-SHAFT-19-BK = G2 Bollard Shaft 19 Inch, Black
BOL-G2-SHAFT-19-BR = G2 Bollard Shaft 19 Inch, Bronze
BOL-G2-SHAFT-14-BK = G2 Bollard Shaft 14 Inch, Black
BOL-G2-SHAFT-14-BR = G2 Bollard Shaft 14 Inch, Bronze
BOL-G2-SHAFT-9-BK = G2 Bollard Shaft 9 Inch, Black
BOL-G2-SHAFT-9-BR = G2 Bollard Shaft 9 Inch, Bronze
BOL-G2-ABK-R = G2 Bollard Round Replacement Anchor
BOL-G2-ABK-R = G2 Bollard Round Replacement Anchor Bolts & Mounting Plate
BOL-G2-103-LAK-BK = G2 Bollard Louver Kit For Model 103, Black
BOL-G2-103-LAK-BR = G2 Bollard Louver Kit For Model 103, Bronze
BOL-R-ACC-FLOPT-PC-B = Button Photocell
BOL-G2-103-LAK-BR = G2 Bollard Louver Kit For Model 103, Bronze
BOL-G2-103-LAK-BK = G2 Bollard Louver Kit For Model 103, Black

Factory-Installed Options:

Blank = No Option For Accessories

OPT-EM-OD1INT = Emergency Backup Internal Battery, Back Box
OPT-CRL-95(BK/GR/SR/WH) = Paint
OPT-SEN-WMC = Microwave Bi-Level Sensor
OPT-BOL-SH1 = Factory-Installed Option for House-Side Shield

ACCESSORIES:



FACTORY-INSTALLED OPTION:



COLOR CHART: * Choose from one of our Premium Colors with no set-up fee.

Gloss:



SILVER METALLIC
70 GLOSS
T357-GR105



SILVER METALLIC
30 GLOSS
T353-GR06



DARK RED 90
GLOSS
P009-RD02



INTERNATIONAL
ORANGE 90
GLOSS
T009-OG26



SAFETY ORANGE
90 GLOSS
T009-OG01



YELLOW 90
GLOSS
T009-YL14



YELLOW 90
GLOSS
T009-YL01



TRAFFIC GREEN
70 GLOSS
T007-GN16



GREEN 70 GLOSS
T007-GN13



GREEN 60 GLOSS
C006-GN03



BLUE 90 GLOSS
T009-BL01



DARK BLUE 80
GLOSS
T008-BL20



RAL 8028 TERRA
BROWN 90 GLOSS
C209-BR358

Hammer:




WHITE HAMMER
T013-WH09



BEIGE HAMMER
T013-BG38



GREY HAMMER
C013-GR08



SILVER
HAMMERTONE
T064-GR05




BLACK HAMMER
T013-BK62




RED HAMMER
T013-RD15



GREEN HAMMER
T013-GN220



BLUE HAMMER
T013-BL468



BRONZE HAMMER
T012-BR161

Texture:



WHITE TEXTURE
C031-WH120



FLINT GRAY
TEXTURE
T243-GR522



BLACK TEXTURE
C241-BK109



RED TEXTURE
T241-RD129



BLUE TEXTURE
C241-BL544




OIL RUBBED
BRONZE TEXTURE
T291-BR251


Vein:



BLACK/WHITE
VEIN
T075-WH34



SILVER VEIN
T375-BK26



COPPER VEIN
EXTERIOR
T075-BK211



GOLD VEIN
T375-BK10



COPPER VEIN
T375-BK07